

A General Strategy for Organocatalytic Activation of C–H Bonds via Photoredox Catalysis: Direct Arylation of Benzylic Ethers

Katrine Qyortrup, Danica A. Rankic, and David W. C. MacMillan*

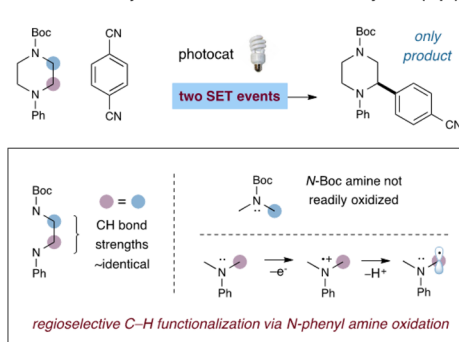
Merck Center for Catalysis, Princeton University, Princeton, New Jersey 08544, United States

S Supporting Information

ABSTRACT: Direct C–H functionalization and arylation of benzyl ethers has been accomplished via photoredox organocatalysis. The productive merger of a thiol catalyst and a commercially available iridium photoredox catalyst in the presence of household light directly affords benzylic arylation products in good to excellent yield. The utility of this methodology is further demonstrated in direct arylation of 2,5-dihydrofuran to form a single regioisomer.

Functionalization of sp^3 C–H bonds in a predictable, selective, and efficient manner has become a central challenge in modern organic chemistry.¹ In this context, our laboratory recently introduced a unique activation mode that enables the direct arylation of α -methylene amines via visible light photoredox catalysis (eq 1).² This strategy relies on the

Photoredox catalyzed C–H bond functionalization–arylation (Eq 1)



coupling of two catalytically generated radicals: an arene radical anion formed by photocatalytic reduction of an aryl nitrile, and a nucleophilic α -amino radical formed via oxidation and deprotonation of an N-phenylamine. A remarkable feature of this activation mode is the capacity for regioselective C–H arylation adjacent to electron-rich N-phenylamines in the presence of other moieties that have similar or weaker C–H bond strengths (including other α -amino methylene groups). As exemplified in eq 1, this oxidation-potential-gated mechanism allows for predictive and selective C–H bond functionalization of α -CH₂-N systems via the judicious selection of nitrogen protecting groups.³

Recently, we sought to broadly expand the classes of organic molecules that will participate in photoredox-mediated C–H activation. More specifically, we hoped to introduce a new photoredox–organocatalytic C–H functionalization mechanism that exploits several established physical properties (e.g., bond

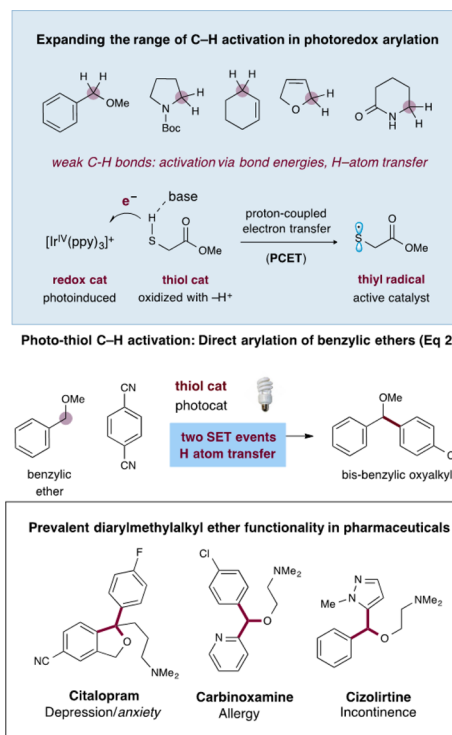


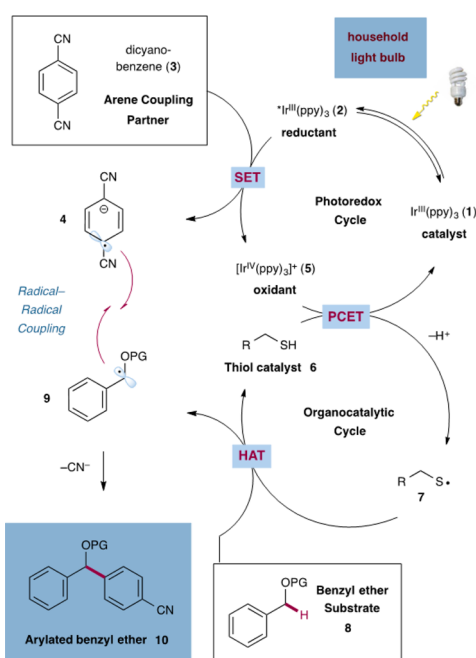
Figure 1. Photoredox strategy toward diaryl alkyl ethers.

dissociation energies (BDEs),⁴ hydrogen-atom transfer (HAT) exchange constants,⁵ and oxidation potentials) that are predictable across a wide range of organic structure types. As shown in Figure 1, we postulated that thiol organocatalysts should undergo proton-coupled electron transfer (PCET) oxidation⁶ in the presence of photoexcited catalysts to generate electrophilic R–S[•] radicals.⁷ These transiently formed open-shell thiyls should selectively serve to abstract H[•] from substrate partners that contain C–H bonds, which are both weak and hydric based on the confluence of two known physical constants: (a) a low C–H BDE and (b) a high HAT exchange constant.⁸ Moreover, the seminal studies by Roberts in the 1990s demonstrated the remarkable utility of electrophilic thiyl systems for H[•] abstraction within traditional radical-based reactions.⁹ On this basis, we hoped to provide a C–H functionalization mechanism that is amenable to a broad range of organic subunits including benzylic, allylic, amine, or oxygen-bearing methyl,

Received: November 13, 2013

Published: December 16, 2013

Scheme 1. Proposed Catalytic Cycles for Benzylic C–H Arylation



methylenes, or methines (within acyclic or cyclic frameworks). Furthermore, we proposed that this C–H oxidation step would be electronically balanced with a photocatalyst-mediated reduction of an accompanying arylcyano substrate to generate an arene radical anion (redox-neutral mechanism). Coupling of the two catalytically generated organic radicals would then provide a general pathway to directly introduce aromatic and heteroaromatic rings onto a diverse range of organic substructures (using visible light as the driving force).¹⁰ Here we describe the successful execution of these ideals and present a new synergistic catalysis approach to the direct arylation of benzylic and allylic ethers with cyanoaromatics via the combination of photoredox and organocatalysis (eq 2). As exemplified in Figure 1, bis-benzylic oxyalkyl groups are a prominent structural motif found in pharmaceutically active compounds,¹¹ complex natural products,¹¹ and asymmetric catalysts.¹² As such, we expect that this new C–H bond arylation strategy will find broad application across a variety of fields that rely on organic molecule construction.

The specific mechanistic details of our proposed benzyl ether C–H arylation are outlined in Scheme 1. Irradiation of tris(2-phenylpyridinato-C₂,N)iridium(III) [Ir(ppy)₃] (1) by visible light (for example, a household light bulb) at room temperature produces a long-lived (1.9 μs) photoexcited state, *Ir^{III}(ppy)₃ (2). 2 is a strong reductant ($E_{1/2}^{I/II} = -1.73$ V vs SCE in CH₃CN)¹³ and could undergo single-electron transfer (SET) with an electron-deficient arene, such as 1,4-dicyanobenzene (3, $E_{1/2}^{red} = -1.61$ V vs SCE in CH₃CN),¹⁴ to afford the corresponding arene radical anion (4) and oxidized photocatalyst Ir^{IV}(ppy)₃ (5). We expected that the oxidation potentials of typical thiols ($E_{1/2}^{red} = +0.85$ V vs SCE (cysteine))¹⁵ should render electron transfer to 5 ($E_{1/2}^{IV/III} = +0.77$ V vs SCE)¹³ inefficient. Similarly, thiols are weakly acidic (e.g., pK_a = 9.35 (methyl L-cysteinate) and 8.04 (methyl 2-mercaptoacetate)),¹⁶ requiring strong bases to generate significant concentration of thiol anions. However, we anticipated that the joint action of a suitable base and electron-deficient photocatalyst 5 on the thiol catalyst 6 could

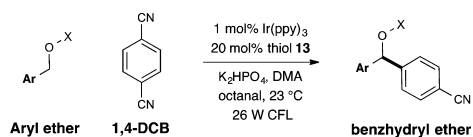
Table 1. Initial Studies toward Benzylic C–H Arylation

entry	thiol catalyst	solvent	additive	yield ^a (%)
1	11	MeCN	none	14
2	11	MeCN	octanal	32
3	11	MeCN	pivaldehyde	25
4	11	MeCN	benzaldehyde	19
5	12	MeCN	octanal	44
6	13	MeCN	octanal	55
7	14	MeCN	octanal	48
8	13	DMSO	octanal	68
9	13	DMF	octanal	72
10	13	acetone	none	16
11 ^b	13	DMA	octanal	77
12	13	DMA	none	31

^aYield determined by ¹H NMR using 1-bromo-3,5-bis-(trifluoromethyl)benzene as the internal standard. ^bIsolated yield.

facilitate efficient formation of electrophilic thiol radical 7 via a concerted PCET event.¹⁷ Based on the BDEs of the various catalysts and substrates involved in this reaction (e.g., methyl 2-mercaptoacetate S–H BDE = 86.8–87.2 kcal/mol),¹⁸ we hypothesized that 7 should readily engage in a HAT reaction with benzyl ether substrate 8 (e.g., benzyl methyl ether αC–H BDE = 85.8 kcal/mol)¹⁹ to regenerate the thiol catalyst while forming the corresponding α-benzyl ether radical 9. At this stage we presumed that a radical–radical coupling reaction between the intermediates 9 and 4 would then represent the key bond-forming step prior to rapid elimination of cyanide to form the desired arylated benzyl ether product 10. It should be noted that, in all transformations involving radical anions derived from cyanoaromatics (such as 4), we have not observed a substrate homodimerization coupling (a step that we expect would be reversible). On this basis, we hypothesized that benzylic radical–radical anion coupling would predominate to generate the desired product. Although we postulate a PCET mechanism, we recognize that a stepwise pathway could also be operative, wherein a thiol anion will undergo electron transfer with 5 to generate the thiol-activated catalyst 7. This alternative mechanism would require a thiol deprotonation step ahead of the oxidation event.

Evaluation of the proposed tandem catalysis strategy was first examined with benzyl methyl ether, K₂HPO₄, cysteine (11), Ir(ppy)₃, a 26 W fluorescent lamp, and 1,4-dicyanobenzene as the arene coupling partner. As shown in Table 1, initial experiments revealed that the proposed C–H functionalization arylation was indeed possible (entry 1, 14% yield). Moreover, we serendipitously found in early studies that the presence of an aldehyde additive (octanal) had a beneficial effect on the reaction efficiency, presumably sequestering the cyanide anion formed during the course of the arylation step (entry 2, 32% yield). With respect to the HAT catalyst, we found methyl 2-mercaptoacetate (13) to be the most suitable, delivering the desired benzhydryl ether in 55% yield (entry 6). Next we determined that solvent selection had a significant influence on the coupling yield, with

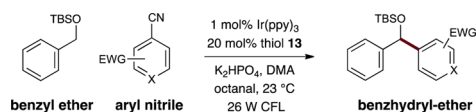
Table 2. Organocatalytic C–H Activation: Aryl Ether Scope^{a,b}

1		82% yield	2		77% yield
3		80% yield	4		77% yield
5		74% yield	6		72% yield
7		71% yield	8		70% yield
9		62% yield	10		74% yield
11		73% yield	12		64% yield ^c
13		61% yield	14		70% yield
15		72% yield ^d	16		75% yield

^aYield of isolated material. ^bSee SI for experimental details. ^c2 equiv of Na₂CO₃ was used as base. ^d2 equiv of K₂HPO₄ was used.

DMA proving to be the optimal medium (entry 11, 77% yield). As anticipated, control experiments established the requirement of both the organocatalyst and the photocatalyst, as no desired reaction was observed in the absence of light, Ir(ppy)₃, or thiol.

With the optimized conditions in hand, we next sought to define the scope of the benzyloxy coupling partner. As revealed in Table 2, a broad array of benzyl alkyl ethers can serve as competent substrates, including cyclic analogues, such as phthalan (entry 7, 71% yield) and isochroman (entry 8, 70% yield). Notably, the use of dibenzyl ethers led to monoarylation adducts exclusively (entry 3, 80% yield), a mechanistic selectivity that is not readily rationalized at the present time. With respect to widespread application, it is important to note that this activation mode can also be used for the arylation of both benzyl silyl ethers (entries 10–13, 61–74% yield) and MEM-protected benzyl alcohols (entry 9, 62% yield). We also found that these mild redox conditions are compatible with a wide range of functional groups, including acetals, alkyl chlorides, alcohols, and amines (entries 9, 14–16, 62–75% yield). Perhaps most remarkable is the capacity of benzyl alcohols to undergo selective C-arylation

Table 3. Organocatalytic C–H Activation: Cyanoarene Scope^{a,b}

1		53% Yield	2		72% Yield ^{c,d}
3		54% Yield ^{e,f}	4		71% Yield
5		55% Yield ^g	6		69% Yield ^{c,f,h}
7		41% Yield	8		73% Yield ⁱ
9		76% Yield	10		51% Yield
11		86% Yield	12		80% Yield ⁱ

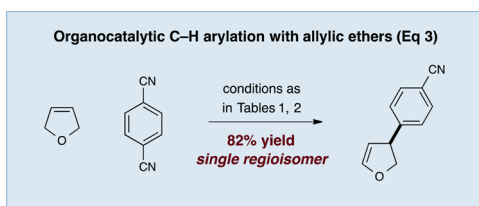
^aYield of isolated material. ^bSee SI for experimental details. ^cRegiomer ratios (rr) determined by ¹H NMR (major isomer is shown; see SI for minor isomer). ^d2:1 rr. ^e2:1 rr. ^f1.4:1 rr. ^g3 equiv of K₂HPO₄ was used. ^hNa₂CO₃ was used as base. ⁱDMA/DMSO (1:1) was used as solvent.

without formation of the corresponding aldehyde or ketone products (entries 4–6, 14–16, 70–77% yield). Intriguingly, we have found that the octanal additive plays a critical role with such benzylic alcohol substrates. Specifically, ¹H NMR studies of the coupling of benzyl alcohol with 1,4-dicyanobenzene clearly demonstrate the reversible formation of a hemiacetal intermediate from the substrate alcohol and octanal under our standard reaction conditions. These investigations suggest that transient acetal formation is required for selective C–H functionalization, as control experiments, performed without aldehyde additive, led exclusively to benzyl alcohol oxidation in lieu of aryl coupling (e.g., benzaldehyde from benzyl alcohol). This mechanistic bifurcation as a function of acetal vs alcohol incorporation seems consistent with the capacity of benzylic alcohol radicals to undergo a rapid deprotonation–oxidation sequence that is not available to the corresponding acetal-bearing radical. Importantly, we have also demonstrated the utility of this new activation mode to allow C–C bond formation at highly sterically congested centers, as highlighted with methine-bearing alcohol substrates (entries 5, 14–16). In each case, fully substituted tertiary oxy stereocenters are formed with excellent levels of efficiency (entries 5, 14–16, 70–75% yield). The broad scope of this arylation methodology was further demonstrated using a range of heteroaromatic-containing ethers. Pyridines, furans, and thiophenes all undergo selective C–H arylation in

high yield (entries 11–13, 61–73% yield), a notable feature with respect to medicinal agent synthesis and applications.

We next examined the structural diversity of the arene coupling partner in this synergistic catalysis protocol. As shown in Table 3, a range of cyanobenzenes and cyanoheteroaromatics have been found to be suitable substrates. Moreover, a variety of *ortho*-, *meta*-, and *para*-substituted terephthalonitriles readily couple to the activated benzylic silyl ether substrate (entries 1–3, 6, and 7, 41–72% yield). When unsymmetrical dicyanoarenes were used, mixtures of regioisomers were observed (entries 2, 3, and 6). In addition, benzonitriles substituted with sulfones or esters are tolerated as radical anion coupling partners (entries 4 and 5, 55–71% yield). In recognizing the prevalence of heteroaromatic rings in pharmaceutical compounds, we were delighted to find that a range of substituted cyanopyridines as well as azaindole (an important indole isostere) underwent addition to the silyl benzyl ether with high efficiencies (entries 8–12, 51–86% yield).

A defining attribute of this new C–H arylation protocol is its potential to provide direct access to a broad array of C–H arylated products. One particular challenge is the selective C–H functionalization of dihydrofuran, a ring system often found in the molecular skeletons of naturally occurring and biologically active substances.²⁰ A major mechanistic concern, however, was the possible formation of two regioisomeric arylation products after the C–H activation step. As shown in eq 3, exposing 2,5-



dihydrofuran to our optimized C–H abstraction conditions in the presence of 1,4-dicyanobenzene, resulted in the formation of an arylation adduct in excellent yield, and notably, as a single regioisomer. This regioselectivity is orthogonal to the selectivity observed in the Heck reaction of enol ethers.²¹

In conclusion, we have developed a generic catalytic approach to the direct arylation of benzylic ether C–H bonds. This versatile method was shown to tolerate a range of functionality on both the ether and aryl components. Given the operational simplicity and mild conditions of this new C–H functionalization protocol, we anticipate it will find broad application among practitioners of organic synthesis.

■ ASSOCIATED CONTENT

Supporting Information

Experimental procedures and spectral data. This material is available free of charge via the Internet at <http://pubs.acs.org>.

■ AUTHOR INFORMATION

Corresponding Author

dmacmill@princeton.edu

Notes

The authors declare no competing financial interest.

■ ACKNOWLEDGMENTS

Financial support was provided by the NIHGMS (R01 GM103558-01) and kind gifts from Merck, Amgen, and AbbVie.

K.Q. thanks the Carlsberg Foundation for a postdoctoral fellowship.

■ REFERENCES

- (1) (a) Bergman, R. G. *Nature* **2007**, *446*, 391. (b) Godula, K.; Sames, D. *Science* **2006**, *312*, 67. (c) Labinger, J. A.; Bercaw, J. E. *Nature* **2002**, *417*, 507. (d) Campos, K. R. *Chem. Soc. Rev.* **2007**, *36*, 1069.
- (2) McNally, A.; Prier, C. K.; MacMillan, D. W. C. *Science* **2011**, *334*, 1114.
- (3) For an overview of reduction potentials of amines, amides, and carbamates, see: Steckhan, E. In *Organic Electrochemistry*, 4th ed.; Henning, L., Baizer, M., Eds.; Marcel Dekker Inc.: New York, 2001; p 570 and references therein.
- (4) Luo, Y.-R. *Handbook of Bond Dissociation Energies in Organic Compounds*; CRC Press LLC: Boca Raton, FL, 2003.
- (5) Mayer, J. M. *Acc. Chem. Res.* **2011**, *44*, 36.
- (6) (a) Mayer, J. M. *Annu. Rev. Phys. Chem.* **2004**, *55*, 363. (b) Huynh, M. H. V.; Meyer, T. J. *Chem. Rev.* **2004**, *107*, 5004.
- (7) (a) Tyson, E. L.; Ament, M. S.; Yoon, T. P. *J. Org. Chem.* **2013**, *78*, 2046. (b) DeForest, C. A.; Anseth, K. S. *Angew. Chem., Int. Ed.* **2012**, *51*, 1816.
- (8) For some related examples on thiyl hydrogen atom abstraction catalysis in organic synthesis, see: Feray, L.; Kuznetsov, N.; Renaud, P. In *Radicals in Organic Synthesis*, Vol. 2; Renaud, P., Sibi, M. P., Eds.; Wiley-VCH: Weinheim, 2001; p 256 and references therein.
- (9) (a) Roberts, B. P. *Chem. Soc. Rev.* **1999**, *28*, 25. (b) Dang, H.-S.; Roberts, B. P. *J. Chem. Soc., Perkin Trans. 1* **1998**, *67*. (c) Dang, H.-S.; Roberts, B. P. *Tetrahedron Lett.* **1999**, *404*, 8929.
- (10) For some recent examples of radical-based *ipso*-substitution reactions of cyanoaromatics, see: (a) Bernardi, R.; Caronna, T.; Poggi, G.; Vittimberga, B. M. *J. Heterocycl. Chem.* **1994**, *31*, 903. (b) Zeng, X.; Cai, J.; Gu, Y. *Tetrahedron Lett.* **1995**, *36*, 7275. (c) Bernardi, R.; Caronna, T.; Dal Pio Luogo, D.; Morrocchi, S.; Poggi, G.; Vittimberga, B. M. *J. Chem. Soc., Perkin Trans. 1* **1996**, 1593. (d) Bernardi, R.; Caronna, T.; Morrocchi, S.; Ursini, M. *J. Heterocycl. Chem.* **1996**, *33*, 1137. (e) Tsuji, M.; Higashiyama, K.; Yamauchi, T.; Kubo, H.; Ohmiya, S. *Heterocycles* **2001**, *54*, 1027. (f) Pirnot, M. T.; Rankic, D. A.; Martin, D. B. C.; MacMillan, D. W. C. *Science* **2013**, *339*, 1593. (g) Hoshikawa, T.; Inoue, M. *Chem. Sci.* **2013**, *4*, 3118.
- (11) (a) Ameen, D.; Snape, T. J. *Med. Chem. Commun.* **2013**, *4*, 893. (b) Schmidt, F.; Stemmler, R. T.; Rudolph, J.; Bolm, C. *Chem. Soc. Rev.* **2006**, *35*, 454.
- (12) Braun, M. *Angew. Chem., Int. Ed.* **2012**, *51*, 2550.
- (13) Flamigni, L.; Barbieri, A.; Sabatini, C.; Ventura, B.; Barigelletti, F. *Top. Curr. Chem.* **2007**, *281*, 143.
- (14) Mori, Y.; Sakaguchi, W.; Hayashi, H. *J. Phys. Chem. A* **2000**, *104*, 4896.
- (15) Shaidarova, L. G.; Ziganshina, S.-A.; Budnikov, G. K. *J. Anal. Chem.* **2003**, *58*, 640.
- (16) pK_a values calculated using Advanced Chemistry Development (ACD/Laboratories) Software V11.02 (1994–2013).
- (17) Tarantino, K. T.; Liu, P.; Knowles, R. R. *J. Am. Chem. Soc.* **2013**, *135*, 10022.
- (18) Escoubet, S.; Gastaldi, G.; Vanthuyne, N.; Gil, G.; Siri, D.; Bertrand, M. *J. Org. Chem.* **2006**, *71*, 7288.
- (19) Ochiai, M.; Yamane, S.; Hoque, M. M.; Saito, M.; Miyamoto, K. *Chem. Commun.* **2012**, *48*, 5280.
- (20) (a) Nakanishi, K. *Natural Products Chemistry*; Kodansha Ltd., Academic: New York, 1974. (b) Meyers, A. I. *Heterocycles in Organic Synthesis*; John Wiley & Sons: New York, 1974. (c) Dean, F. M. In *Advances in Heterocyclic Chemistry*; Katritzky, A. R., Ed.; Academic: New York, 1982; Vol. 30, p 167. (d) Dean, F. M.; Sargent, M. V. In *Comprehensive Heterocyclic Chemistry*; Bird, C. W., Cheeseman, G. W. H., Eds.; Pergamon: New York, 1984; Vol. 4, Part 3, p 531.
- (21) (a) Arai, I.; Daves, G. D., Jr. *J. Org. Chem.* **1979**, *44*, 21. (b) Andersson, C.-M.; Hallberg, A.; Daves, G. D., Jr. *J. Org. Chem.* **1987**, *52*, 3529. (c) Shibasaki, M.; Boden, C. D. J.; Kojima, A. *Tetrahedron* **1997**, *53*, 7371. (d) Schmidt, B. *Chem. Commun.* **2003**, 1656.